

A year-end report to members of the South-Western City School District community

Did You Know . . .

- The South-Western City School District earned an EXCELLENT rating on its 2010-2011 Local Report Card.
- Four of our schools received \$225,000 federal technology grants to create 21st Century Learning classrooms.
- South-Western graduating seniors earned more than \$28 million in scholarships this year.
- South-Western City Schools opened its comprehensive Student Enrollment Center to better serve our families, helping more than 6,410 students with enrollment procedures.
- We have 32 AP scholars, 10 Scholars with Honors and 3 Scholars with Distinction that are among the nation's best students.
- We are proud to have 43 Ohio Master Teachers and 30 National Board Certified Teachers as members of our staff.
- We instituted a new Visitor ID system for the safety of our students, staff and visitors.

Fellow Community Members:

In 2009 the South-Western City School District made a commitment to the community to take aggressive steps to meet four goals. These goals were to:

1. Become an Effective district as reported by the Ohio Department of Education Local Report Card by changing instructional practices;
2. Make the revenue generated by the operating levy passed in November 2009 last through fiscal year 2013;
3. Continue to implement reductions to improve operational efficiencies utilizing the results from the district's most recent Performance Audit conducted by the State Auditor's office and working with employee groups; and
4. Increase the regularity of communication with the community through surveys, technology and community meetings.

We are pleased to report to the community that:

1. We have achieved an EXCELLENT rating on our 2010 Local Report Card. We know we still have work to do, but we are very proud of our annual academic improvement achieved through the hard work and dedication of our students, staff and parents.
2. District treasurer Hugh Garside informed the Board at the May 23 school board meeting that the District will be able to stretch operating dollars longer than promised. A podcast of his presentation can be found in the Financial Information section of our Web site.
3. We have implemented 24 of the 28 Performance Audit recommendations, including all of the recommendations involving a cost savings to the District. We continue to work to implement the remaining recommendations and work with our employee groups to streamline operations.
4. We issue regular "Reports to the Community," which can be found on our Web site, to keep our neighbors up-to-date on our progress in each of the four areas. Through our strategic planning process, we are holding focus groups, talking to community groups and surveying various populations to help determine the direction the district will move in the next five to ten years. We hope this report will be seen as one of our commitments to this effort.

We will be continuing our commitment to prepare students for their future quality of life. We have made progress and, with the help of the community, our children can live the lives that we all dream of for them.

Sincerely,



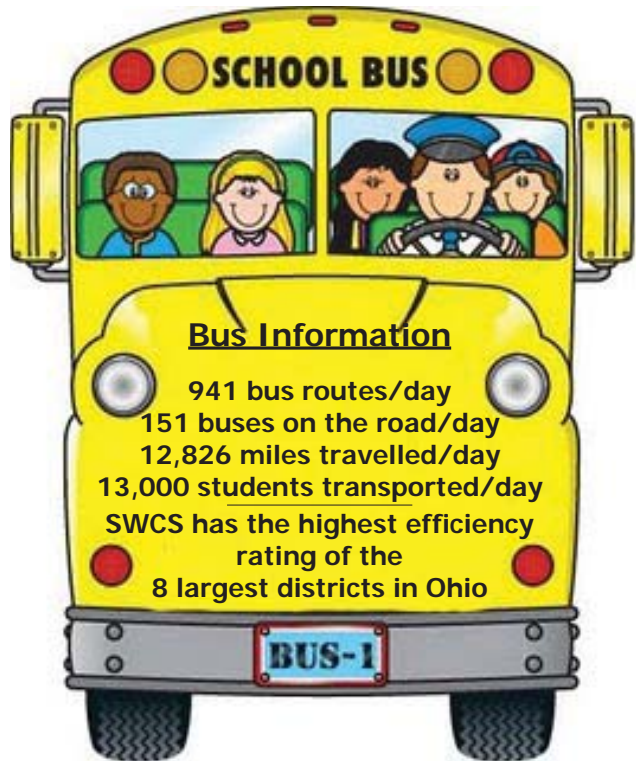
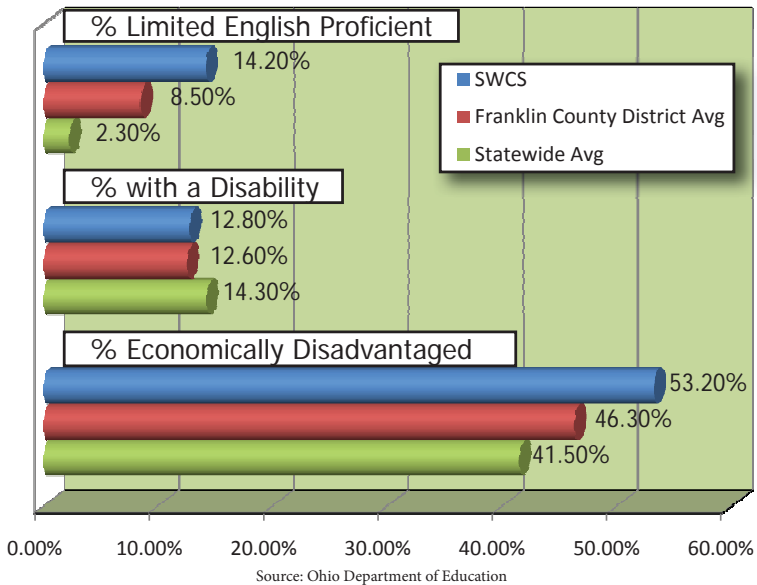
Mindy Garverick, President
Board of Education



Dr. Bill Wise
Superintendent of Schools

Big enough to offer programs for all children yet
Small enough to provide a personalized education for every child

Student Demographics SWCS, Franklin County & Statewide



We educate nearly 20,000 students AND spend less than the county and state average per pupil.

PUPIL SUPPORT

8.66%

State Avg. 10.00%

(Support, guidance, health, psychological, speech pathology and audiology services, attendance and social work activities, and instructional media services)

STAFF SUPPORT

5.71%

State Avg. 3.45%

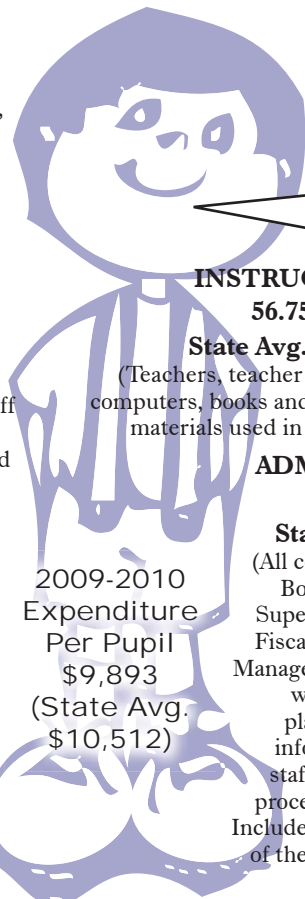
(In-service for district staff members, instructional improvement services and meeting expenses)

BUILDING OPERATIONS

17.49%

State Avg. 18.84%

(Salaries for direction of plant maintenance, transportation and food services. Facilities and operations at the building and central office levels such as capital goods, and the resources necessary to operate, clean, repair and improve them.)



INSTRUCTION

56.75%

State Avg. 55.47%

(Teachers, teacher aides, materials, computers, books and other consumable materials used in the classroom)

ADMINISTRATION

11.39%

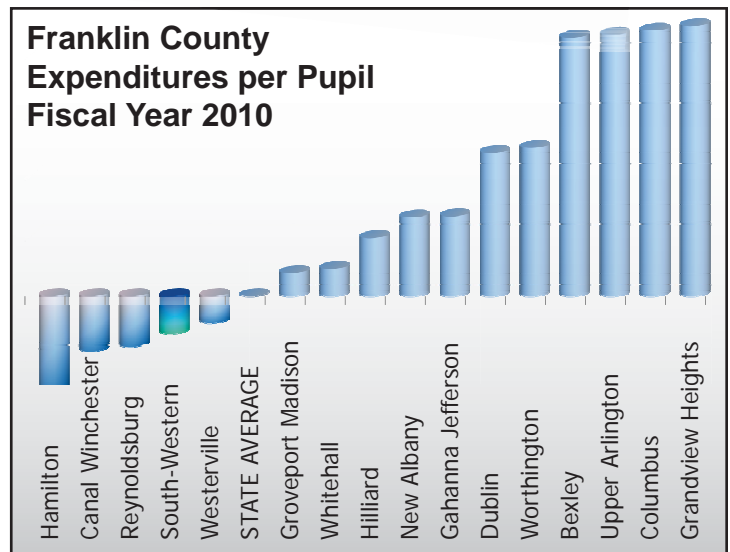
State Avg. 12.24%
 (All costs incurred for the Board of Education, Superintendent's Office, Fiscal Services, Business Manager & Support Services, which encompass planning, research, information services, staff services and data processing expenditures. Includes the cost of functions of the building principals' offices.)

2009-2010
 Expenditure
 Per Pupil
 \$9,893
 (State Avg. \$10,512)

Source: Ohio Department of Education



Franklin County Expenditures per Pupil Fiscal Year 2010



What did you learn in school today?

Global demands and competition have created a sense of urgency to increase the level of learning for all students. Nationally, more than 42 states have adopted a common set of rigorous academic content standards for mathematics and English Language Arts. Ohio has adopted these Common Core State Standards and revised its science and social studies standards in an effort to increase academic rigor and relevance for all students. The focus of teaching and learning is to create students who are college-and career-ready.

The South-Western City School District has made great progress academically as evidenced by its EXCELLENT local report card rating and highest performance index score in four years. Even with this improvement, we are not satisfied and are moving forward with a proactive response to the new set of state content standards. By realigning current course offerings, changing instructional approaches, and balancing assessment systems, our schools will be prepared for the changes prior to the planned 2014 implementation.


Our teachers are working closely with students to develop higher order thinking skills, make connections to the real world, support ideas with evidence, form conclusions, and consider different perspectives. Through the integration of technology, we are able to accelerate learning and increase educational opportunities to meet the needs of all of our children. This focus serves to promote a deeper, richer understanding of the skills needed to be successful in the 21st Century.

The following is a sample instructional activity that provides insight into how we are reshaping curriculum and instruction:

A lot of magazines have a feature like "40 years ago" where you can find out about things that happened in the past. But we want to do something a little different: "40 years from now." Please look at the data below, which gives Olympic winning times for various sports for the last 40 years or so, and work out what you think the times will be 40 years from now.

Don't just give your opinion on this—We need something that is mathematically accurate and we need an explanation of how you got your numbers so we can explain it to our readers. Your explanation should include diagrams or pictures.

Year	Men's, 400 meter run (seconds)	Women's long jump (meters)
1956	46.7	6.35
1960	44.9	6.37
1964	45.1	6.76
1968	43.8	6.82
1972	44.66	6.78
1976	44.26	6.72
1980	44.6	7.06
1984	44.27	6.95
1988	43.87	7.40
1992	43.5	7.14
1996	43.49	7.12



It is evident that the student working on this activity is required to do much more than calculate an answer. The student is required to utilize a variety of skills including graphing, extrapolation, determining the equation of a line, and creating visual depictions as a means of communicating meaning.

So, when you ask a South-Western student "what did you learn in school today?", expect to be surprised and impressed with the answer as we challenge our students and ourselves.

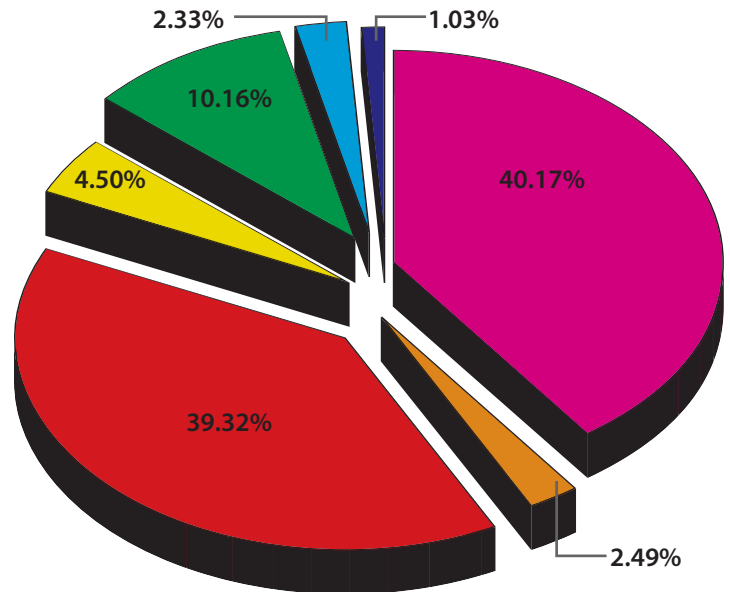
Where the money comes from...

GENERAL FUND REVENUES

Fiscal Year 2010-11 Actual

Real Estate	\$ 87,703,572
Personal Property Tax	5,437,387
Unrestricted Grants	85,837,829
Restricted Grants	9,821,488
Property Tax Allocation	22,167,316
All Other Revenues	5,078,533
Transfers & Advances In	<u>2,239,973</u>

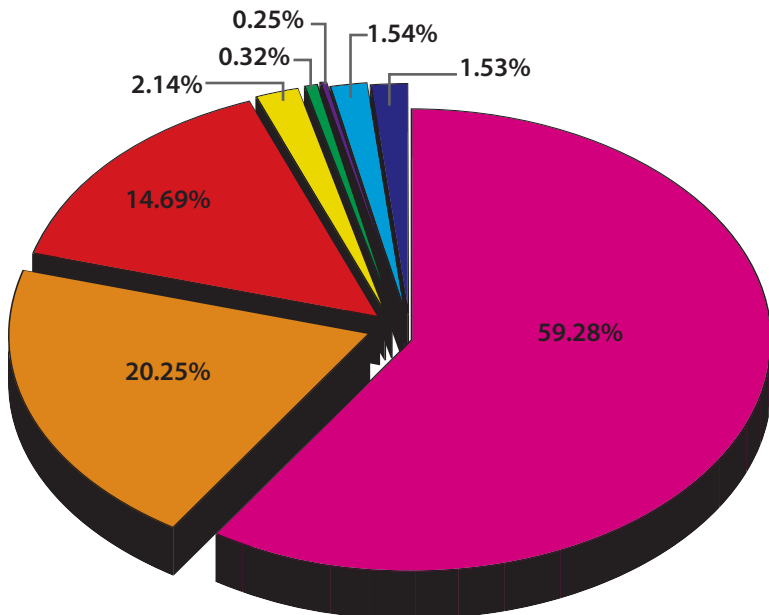
Total Revenues \$218,286,098



Where the money goes...

GENERAL FUND EXPENDITURES

Fiscal Year 2010-11 Actual



Personal Services	\$114,505,402
Benefits	39,116,156
Purchased Services	28,387,323
Supplies and Materials	4,136,326
Capital Outlay	620,029
Principal & Interest	483,340
Other Objects	2,976,494
Transfers & Advances Out	<u>2,965,231</u>

Total Expenditures \$193,190,301

Bond Rating Upgrade - The South-Western City School District has secured improved bond ratings from the country's leading rating services: a rating of AA from Standard & Poor's (S&P) and a rating of Aa2 from Moody's. The bonds are judged to be of high quality or high grade by all standards. These ratings acknowledge the district's strong fiscal management resulting in its improved financial position.

Communicating and Staying Informed

How do we stay informed about our local school district and schools? Here are some tips for staying informed about and in contact with the South-Western City Schools.

Utilize one of our many online RESOURCE & SOCIAL MEDIA TOOLS!

South-Western City School District Web Site www.swcs.us

An average of 8,100 unique visitors, 33,300 page views and 12,850 visits per week

- **The News Room** - Good News about the staff and students of the district
- **Community Resources** - Top 55 Club, Community Education, Recreation Center information, and alumni contacts
- **Parent Resources** - Parent Assistant Module (view your child's grades), courses of study, and much more
- **Podcasts** - Hear LIVE presentations when it's convenient for you
- **News Shorts** - Good News shared at the first school board meeting of the month
- **BoardDocs** - View all school board agendas and attachments
- **Attendance Zone School Viewer** - Find out what schools your child will attend and where they are located



Facebook page - more than 3,900 Fans

Become a fan at www.facebook.com/swcsd

- Good News posts
- Photo albums of events
- Video clips of events
- Districtwide event dates



Twitter - 282 Followers

Follow us at [South-Western CSD](https://twitter.com/South-Western CSD) or [@SWCS_D](https://twitter.com/SWCS_D)

- Inclement weather notifications
- Board of Education meeting live tweets - follow the meeting online
- Important school reminders



Get ANSWERS to your QUESTIONS!

Customer Service Line

- Leave a message 24/7 with your question

614-801-8981

E-mail

- Most questions answered within 24-48 hours

info@swcs.us

Call the Communications Office

- Our friendly and knowledgeable staff will help find answers to your questions

614-801-3027



Invite us to come to you!

If you are a member of a community group, club or organization, and are looking for a speaker for a meeting, **CALL US (801-3027)** and we'll share news on current district initiatives and gather feedback from your members to help us improve. We'll tailor the message to meet your needs.



South-Western City Schools

District Service Center

3805 Marlane Drive

Grove City, OH 43123

www.swcs.us

Non-Profit Org.
U.S. POSTAGE
PAID
Permit No. 9
Grove City, OH
43123

Improving Strategies for Efficiency

8 NOTEWORTHY
ACCOMPLISHMENTS

35 BEST
PRACTICES

28 Recommendations for Improvement

The District has been aggressively pursuing the implementation of the 28 recommendations from its most recent Performance Audit conducted by the Auditor of State's office. With more than 86% (24) of the recommendations implemented and the remaining 14% (4) in progress, the district continues to be committed to streamlining its operations and improving efficiency.

The District began working with volunteer facilitators from AEP last fall to develop a clearly written, multi-year strategic plan that will provide direction and vision for the Board of Education and employees, as recommended in the Performance Audit. A variety of stakeholder groups have been engaged in the process to date with more groups scheduled to provide input in the future.

The Audit in its entirety as well as the District's Response Plan and stakeholder feedback can be found on the Web site at www.swcs.us. Summaries of the process can be found in the February 2010 and 2011 *Reports to the Community*.